


R41250RF1-4PK

CRI 90 5000K 750 Lumens LED Downlight



Operating at 120 volts, Smooth dimming feature and compatible with a wide variety of dimmers. Almost fit in any recessed applications from residential to commercial.

Performance

- LED Canopy is designed to provide 50,000 hours of life
- Energy-saving & Super bright, saving 86% energy compared
- UL compliant, for use in DAMP locations

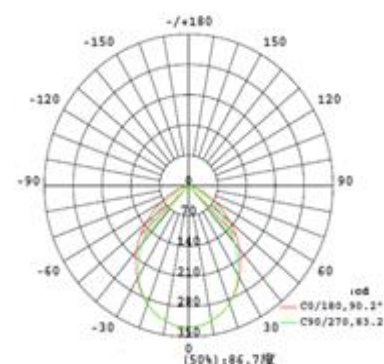
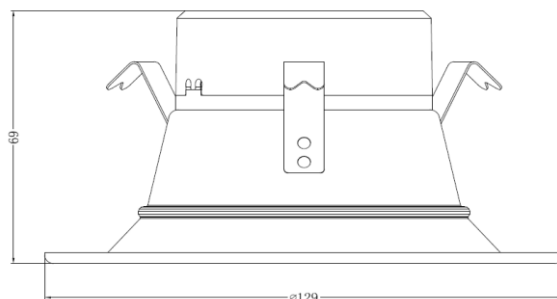


Construction

- Aluminum

Installation

- LED Downlight embedded
- Size: $\Phi 5.07''$ (129mm) * $H 2.71''$ (69mm)



Specifications

Category	Retrofit	Individual Box Weight per Unit (LBS)	0.53
Shape	ROUND	Inner Package Length (Inch)	12.2
Bulb Base Type	INTEGRATED LED	Inner Package Width (Inch)	5.71
Bulb Base Finish	N/A	Inner Package Height (Inch)	5.83
Color Temperature	5000K	Inner Package Weight Per Unit (Lbs)	3.05
Beam Angle	100°	Inner Package Quantity	4
Finish	MATTE WHITE		
CRI	90		
Average Life (Hours)	50000		
Estimated Yearly Energy Cost (11 ¢/Kwh)	1.45		
Life Based On 3Hrs/Day (Years)	45.66		
Product Length (Inch)	5.07	Lamp Type	LED Downlight
Product Width (Inch)	5.07	Bulb Shape	N/A
Product Height (Inch)	2.71	Dry/Wet/Damp	Damp
Product Extension (Inch)	N/A	Energy Star	YES
Product Weight Per Unit (Lbs)	0.33	Power Factor	0.9
Dimmable	YES	Current	105MA
Watts	12	Lumen/Watt	63
Watt Equivalent	65	Warranty (Year)	5
Lumens	750	DLC (Yes/No)	NO
Certification (UL/ETL/FCC)	UL	Input Voltage	120V
Individual Box LENGTH (Inch)	5.39	Housing Material	Aluminum
Individual Box Width (Inch)	2.95	Lens	PC
Individual Box HEIGHT (Inch)	5.39	Led Type	Bridgelux 2835