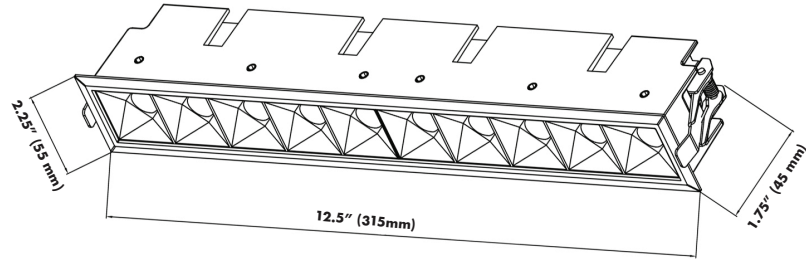


# RUBIK SERIES

## VMDL000610A024WH



PROJECT: \_\_\_\_\_ TYPE: \_\_\_\_\_ CATALOG #: \_\_\_\_\_ DATE: \_\_\_\_\_



### NOMINAL STANDARD SPECIFICATIONS

SKU:	VMDL000610A024WH
FINISH:	WHITE
LUMEN OUTPUT:	2401.07
INPUT VOLTAGE:	100 - 277V
COLOR TEMPERATURE:	3000K
CRI: 90	90
DIMMING:	0 - 10V
POSITIONING:	FIXED
BEAM ANGLE:	34°
WATTAGE:	23.8 W
CUT OUT:	12" L (308 mm) x 1.5" W (28 mm)
ENVIRONMENT:	DRY / IP20
MOUNTING:	RECESSED

### FEATURES

- LED Fixed trim downlight, RUBIK Series
- Aluminum body structure available in White finish
- Integrated LED 10-spot fixture, recessed installation
- IC Rated
- DIMENSIONS: 12.5"L x 1.75"W x 2.25"H
- HOLE SIZE: 12"L x 1.5"W
- ETL, cETL, Title 20 Compliant, Title 24 Compliant, Prop 65 Compliant, Energy Star Compliant
- 3 Year Limited Warranty

\*\*\*THE MEASUREMENTS ARE ROUNDED TO THE NEAREST 1/4"\*\*\*

### SAMPLE ORDERING SKU


1	2	3	4	5	6
VMDL000610A024WH	03	WH	30K	B34	
1 - SKU	2 - WATTAGE	3 - FINISH	4 - COLOR TEMP.	5 - BEAM ANGLE	6 - OTHER OPTIONS
VMDL000610A	024-23.8 W	WH - White BL - Black*	27K - 2700* 30K - 3000 35K - 3500* 40K - 4000*	B12 - 12°* B20 - 20°* B34 - 34° B48 - 48°*	EMD - EMERGENCY DRIVER EMC - EMERGENCY CIRCUIT

### NOTES

\*ANY CUSTOM MODIFICATION WILL SUBJECT TO MINIMUM ORDER QUANTITY. (M.O.Q.)

### RELATED PRODUCTS AVAILABLE:

- VMDL000610C024WH
- VMDL000610B024WH
- VMDL000610R024WH
- VMDL000610B024BL



PROJECT:

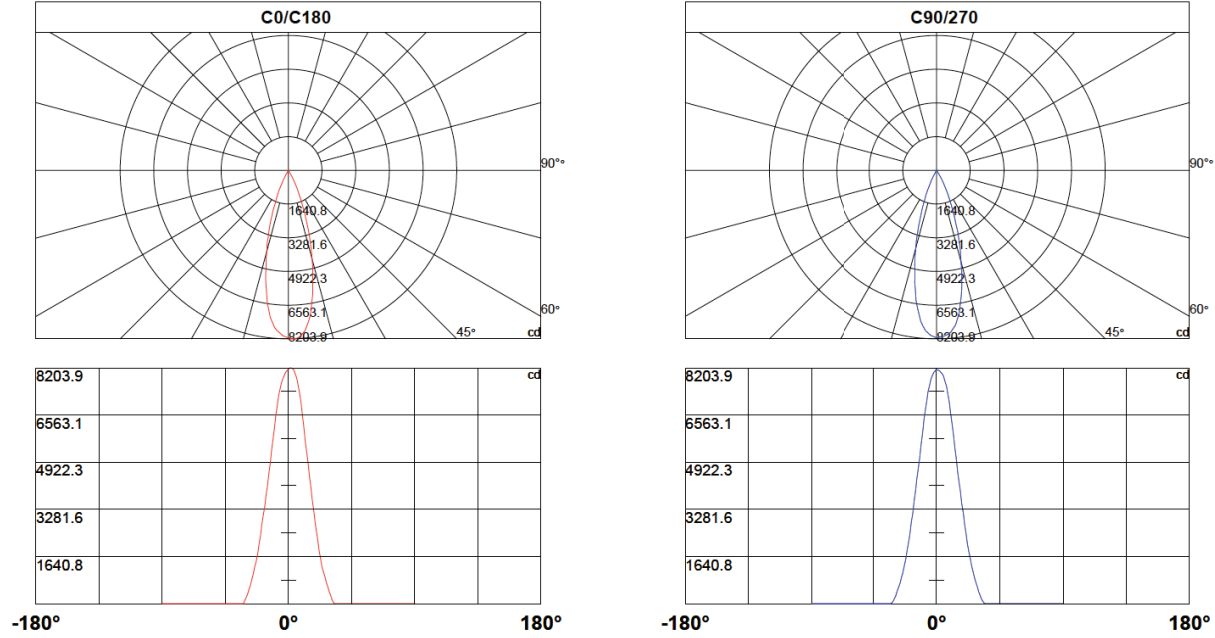
TYPE:

CATALOG #:

DATE:

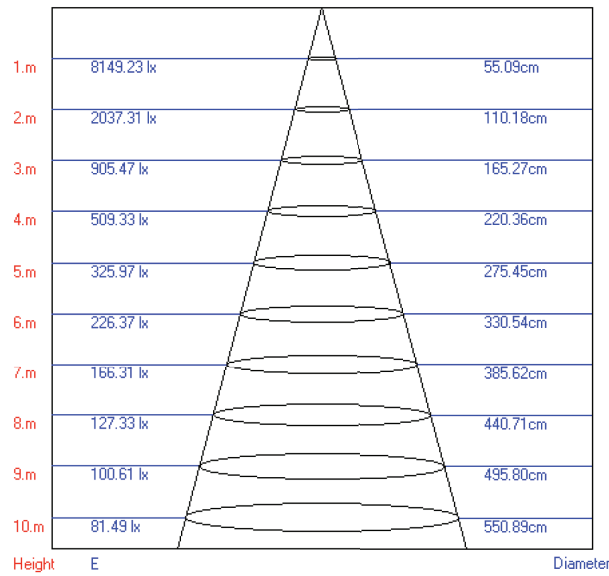
### PHOTOMETRICS

30K - 3000 - STANDARD



### BEAM ANGLE

30K - 3000 - STANDARD



Beam Angle: 30.80°