

# MOE'S

home collection

## ASSEMBLY INSTRUCTIONS.

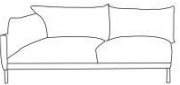
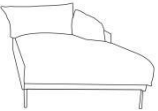



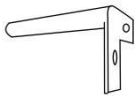
JAMARA SECTIONAL BURNT AUBURN RIGHT

**UB-1016-06-R**



THANK YOU FOR YOUR PURCHASE!

## PARTS AND HARDWARE.

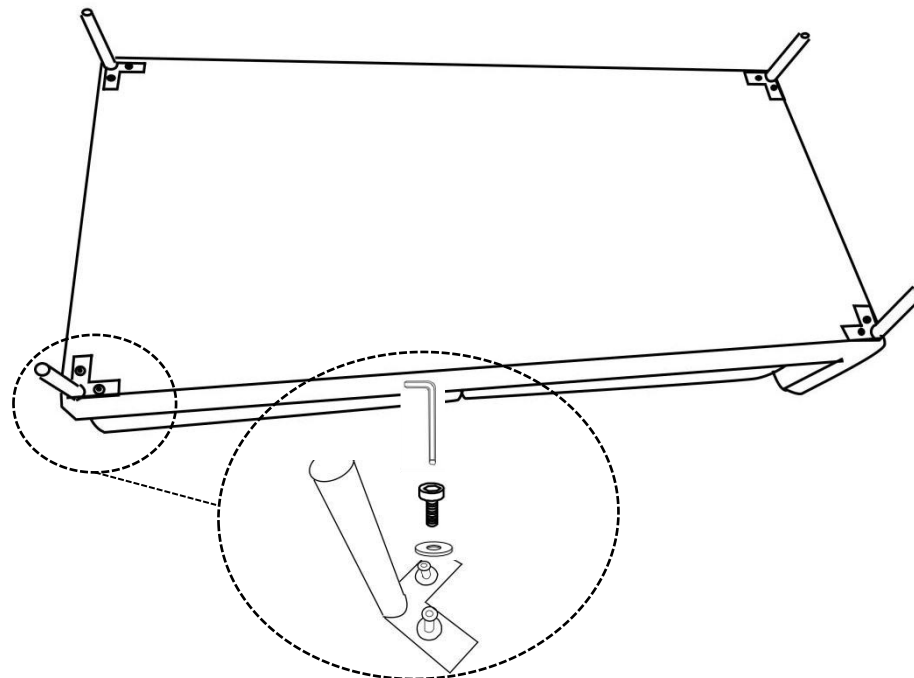
No.	Description	IMAGE	QTY
P1	2 SEATER		1
P2	CHAISE		1
P3	SCREW		16
P4	Flat		16
P5	Wrench		1
P6	Metal leg		8

## NOTES.

Thank you for purchasing this quality product! Be sure to check all packing material carefully for small part that may have come loose inside the carton during shipping.

**CAUTION:** The item is heavy, assembly should be performed by two people.

## STEP 1.



## STEP 2.

