

# KICHLER®

ARCHITECTURAL OUTDOOR

## Design Pro LED Accent 19.5W

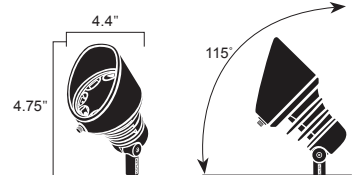


16202 (19.5W 10° Spot) 16203 (19.5W 35° Flood)

PROJECT:
TYPE:
ORDERING # :
COMMENTS:

## FEATURES

- Two beam spread options put light where you want it.
- A range of Kelvin color temperature choices from pure white 3,000K to cool white 4,250K.
- Radiax™ Optics deliver the greatest lumens per watt in the industry for comparable fixtures.
- Constructed from durable, specification grade materials.










can be used in up or down position

## ORDERING INFORMATION


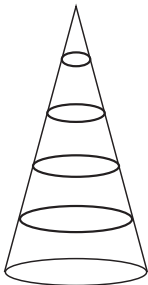
EXAMPLE: 16202 AZT30, 16062 AZT, 16066 AMB

Product ordered is a 19.5W, 3000K, 10 degree spot accent light in Textured Architectural Bronze with a long cowl and an amber lens accessory.

PRODUCT	WATTAGE/STYLE	LIGHT SOURCE	FINISH	OPTIONS / ACCESSORIES
<b>3000K PURE WHITE</b> <b>10 Degree</b> 16202 AZT30 16202 BBR30  <b>35 Degree</b> 16203 AZT30 16203 BBR30	*19.5W - 10 Degree Spot Beam Spread  *19.5W - 35 Degree Floodlight Beam Spread	<b>LED Specs</b> - Integrated LEDs & Driver - LEDs: High Output CREE® LEDs tightly binned for color uniformity - Color Temp. (CCT): 3,000K (-45/+130) Pure White 4,250K (-250/+250) Cool White - CRI: 3,000K - 80s 4,250K = High70s - 108-132V AC, 50-60 Hz - 40,000 Hours Lamp Life To L70 Specifications ** - Efficacy: 3,000K = 49Lm/W 4,250K = 51Lm/W	<b>Marine Grade Powdercoats</b> <b>Cast Aluminum</b> AZT - Textured Architectural Bronze  <b>Cast Brass</b> BBR - Bronzed Brass	<b>Mounting Options</b> <b>Flange For Surface Mounting</b> 15601AZT - Textured Bronze Finish 15601BKT - Textured Black Finish 15601BBR - Bronzed Brass Finish  <b>Power Post®</b> 15276AZT - Textured Bronze Finish 15276BKT - Textured Black Finish  <b>Junction Box Mounting Bracket</b> 15609AZT - Textured Bronze Finish 15609BKT - Textured Black Finish  19" 4.375" 2.25" 1/2" NPSM thd.
<b>4250K COOL WHITE</b> <b>10 Degree</b> 16202 AZT42 16202 BBR42  <b>35 Degree</b> 16203 AZT42 16203 BBR42		<b>Wiring</b> - 8" of Usable 200°C 18AWG Wire Leads		<b>Lens Options</b>  <b>16066AMB</b> - Amber Lens For a Warmer Hue  <b>16066FRO</b> - Frosted Lens For Diffusing Light Where Needed  <b>16066GRN</b> - Green Lens For Intensifying Foliage Colors
		<b>Included Mounting Accessories</b> N/A		<b>Cowl Options</b> <b>Long Cowl</b> 16062AZT - Textured Bronze Finish 16062BBR - Bronzed Brass Finish  <b>360° Cowl</b> 16063AZT - Textured Bronze Finish 16063BBT - Bronzed Brass Finish     

PROJECT:
TYPE:
ORDERING # :
COMMENTS:

## PHOTOMETRIC INFORMATION

PRODUCT	DISTANCE	FOOTCANDLES	BEAM WIDTH	
<b>10 Degree Spot 16202</b>	8 Feet	313.3	1.6 Feet	<div style="display: flex; align-items: center; justify-content: center;"> <div style="margin-right: 20px;"><b>Narrow Spot</b></div>  <div style="margin-left: 20px;"><b>10 Degree Spread</b></div> </div>
	12 Feet	139.2	2.4 Feet	
	24 Feet	34.8	4.9 Feet	
	36 Feet	15.5	7.3 Feet	
	48 Feet	8.7	9.7 Feet	
	60 Feet	5.6	12.1 Feet	
<b>35 Degree Floodlight 16203</b>	4 Feet	153.2	2.5 Feet	<div style="display: flex; align-items: center; justify-content: center;"> <div style="margin-right: 20px;"><b>Flood</b></div>  <div style="margin-left: 20px;"><b>35 Degree Spread</b></div> </div>
	8 Feet	38.3	4.9 Feet	
	16 Feet	9.6	9.9 Feet	
	24 Feet	4.3	14.8 Feet	
	32 Feet	2.4	19.8 Feet	
	40 Feet	1.5	24.7 Feet	

## NOTES

**FCC  
Compliant**

\*\*Definition of 40,000 hours: Voluntarily following the accepted industry standard of L70, Kichler rates the entire lighting fixture system at 40,000 hours; with engineered electronics that will last at least 40,000 hours, superior optical engineering, and finally utilizing a design that operates at the optimal temperature thresholds for the LED chips. The end result is a complete light fixture that does not require replacement parts and will provide 70% or more of its original light output for at least 40,000 hours. It has been proven that the human eye can hardly detect any difference in light output when light output is at 70% or above of its original output.



\* 19.5W is The Halogen Equivalent of a 75W PAR30 Lamp  
 - Fixtures Must be Used With a Kichler ANSI/UL Power Supply  
 IES Files & LM-79 Data is available at [www.landscapelighting.com](http://www.landscapelighting.com).  
 LM-79 data is not available on our site.

We reserve the right to revise the design or components of any product due to parts availability or change in UL standards, without assuming any obligation or liability to modify any ANSI/UL Standards products previously manufactured, and without notice.