



Trade Mark:  
CRYSTAL WORLD INC

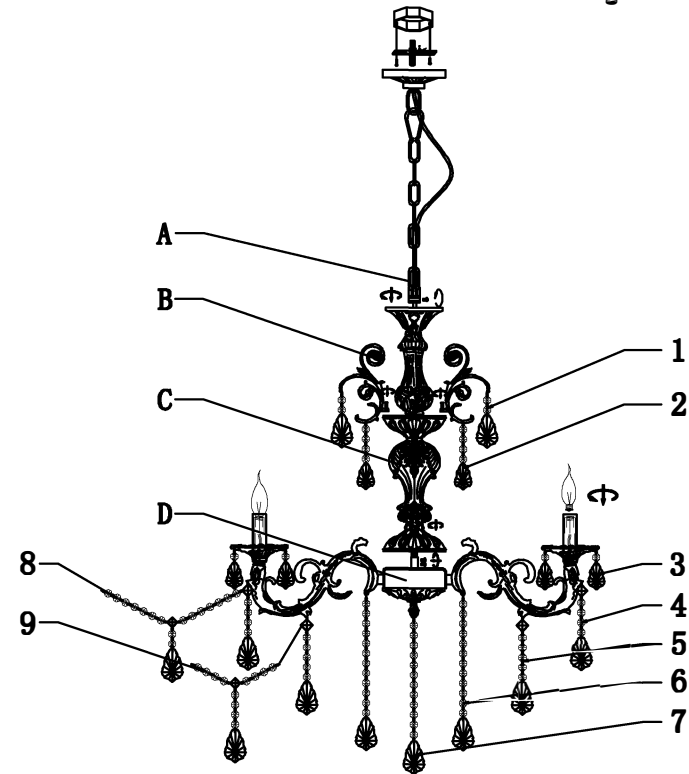
Product Name: Pendant lamp  
Model :2011P24AB-6  
120Vac, 60Hz,AC ONLY  
Lamp Size:Ø24"X34"H













Page 1/4

## PENDANT LAMP ASSEMBLY INSTRUCTIONS

- 1.Screw part(C) onto the lampbody(D) secure with screw.
- 2.Screw part(B) onto (C ) secure with screw.
- 3.Please fix (A) with (C).
- 4.Please wear gloves when you hanging the crystal.
- 5.Install bulbs( NOT INCLUDED),USE 120V E12  6\*40W Max.



1	2	3	4	5	6	7	
							
14mm*2PCS	14mm*4PCS	14mm*1PCS	16mm*1PCS	16mm*1PCS	14mm*12PCS	14mm*12PCS	
63mm*1PCS	50mm*1PCS	50mm*1PCS	14mm*4PCS	14mm*5PCS			
5PCS	5PCS	24PCS	6PCS	6PCS	6PCS	1PCS	
8	9						
							
14mm*16PCS	14mm*12PCS						
16mm*1PCS	16mm*1PCS						
63mm*1PCS	63mm*1PCS						
6PCS	6PCS						

Page 2/4