



PRODUCT DESCRIPTION

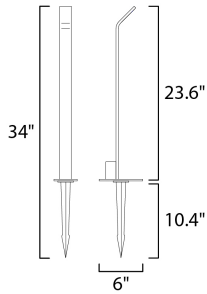
Provide safe and functional lighting along your paths by adding spot lighting and bollards. These machined aluminum products enhance the architectural elements of your home by using techniques like grazing and uplighting. Whether you choose to accentuate an object of interest or extend your living space, this collection has the sleek and slim profile to blend seamlessly into you pathways.

MEASUREMENTS



DIMENSION : 6" W x 23.5" H
 HANGING WEIGHT : 3.52 lb

LAMPING

INPUT VOLTAGE : 12V
 LUMENS : 210 Rated (203 Del.)
 BULB : 1 x 3W LED PCB Integrated , 3W Total
 BULB INCLUDED : (Integrated)
 DIMMABLE : No
 CRI : 80+ CRI
 COLOR_TEMP : 3000K



FINISHES OPTION

-  Bronze
-  Satin Aluminum

MATERIAL

Aluminum

RATINGS

cETLus
 Wet Location
 For Outdoor



ADDITIONAL

BEAM SPREAD: 360
 RATED LIFE 35000 Hours
 OPERATING TEMPERATURE:
 -20°C (-4°F), 40°C (104°F)

PHOTOMETRIC: Report Found Online

Always consult a qualified electrician before installing any lighting product.



WESTERN DISTRIBUTION CENTER (HEADQUARTER)
 253 NORTH VINELAND AVE | CITY OF INDUSTRY, CA 91746
EASTERN DISTRIBUTION CENTER
 4200 SHIRLEY DR. | ATLANTA, GA 30336
 P. 626.956.4200 | F. 626.956.4225 | et2online.com