

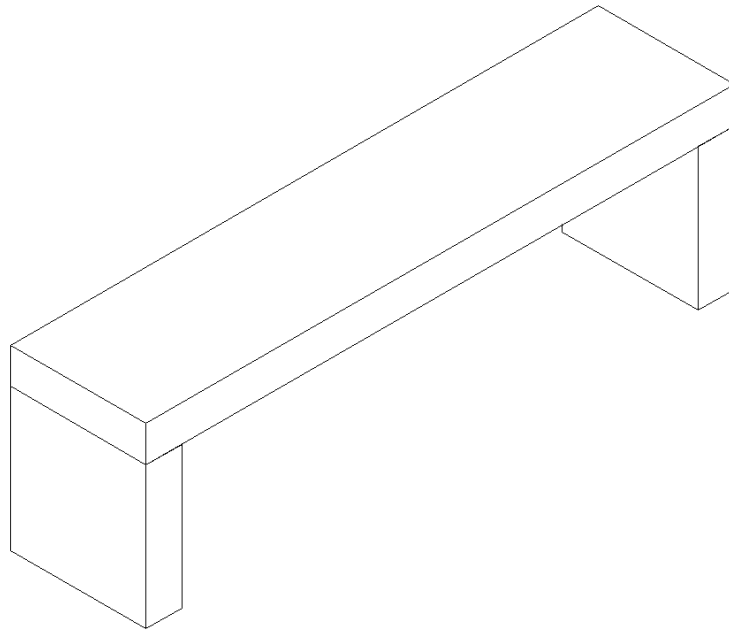
# MOE'S

home collection

## ASSEMBLY INSTRUCTIONS.

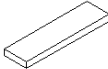





EVANDER DINING BENCH

VL-1076-24



THANK YOU FOR YOUR PURCHASE!

## PARTS AND HARDWARE.

NO.	DESCRIPTION	IMAGE	Q'TY
①	BODY		1
②	LEGS		2
③	BOLT M8x40		4
④	BOLT M8x90		4
⑤	FLAT WASHER φ8-16		8
⑥	ALLEN KEY		1

## NOTES.

Thank you for purchasing this quality product! Be sure to check all packing material carefully for small part that may have come loose inside the carton during shipping.

**Caution:** The item is heavy, assembly should be performed by two people.

## STEP 1.

