

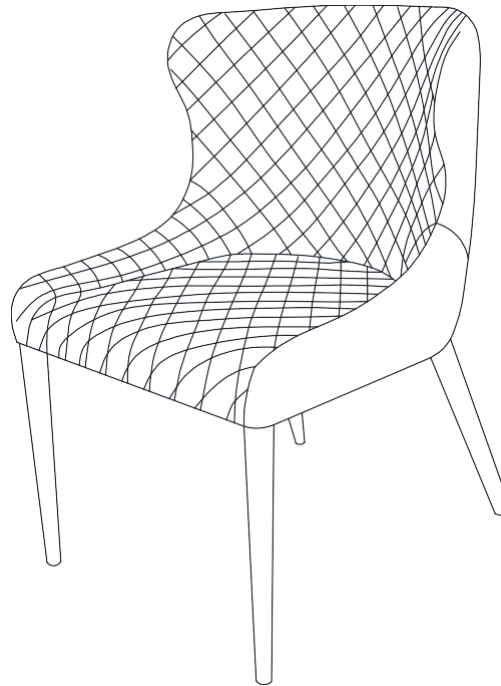
MOE'S

home collection

ASSEMBLY INSTRUCTIONS.

ETTA DINING CHAIR DARK GREY

ER-2047-25



THANK YOU FOR YOUR PURCHASE!

PARTS AND HARDWARE.

1. CHAIR BACK/SEAT x 1



2. CHAIR LEG x 1



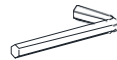
A. BOLT M6*45 x 4



B. FLAT WASHER DIA
16MM x 4



C. ALLEN KEY M4 x 1

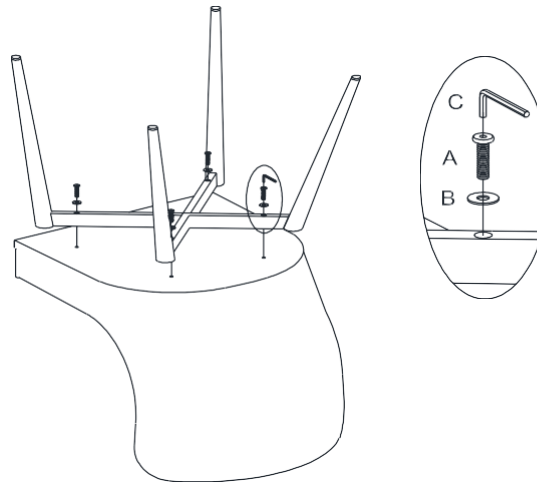


NOTES.

Thank you for purchasing this quality product! Be sure to check all packing material carefully for small part that may have come loose inside the carton during shipping.

CAUTION: The item is heavy, assembly should be performed by two people.

STEP 1.



STEP 2.

