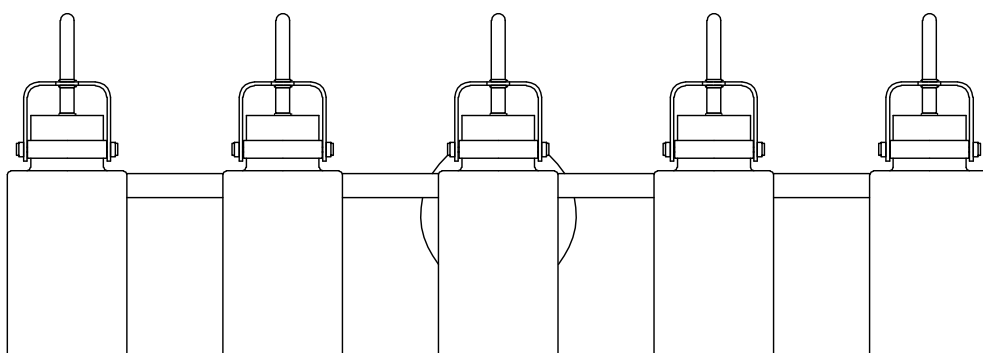






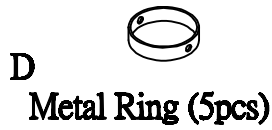
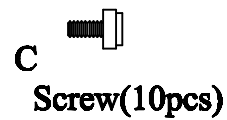
PRODUCT NAME: Magnolia 5lt bath vanity
ITEM NUMBER: 30173

Please consult your electrician for hanging fixture and wiring.

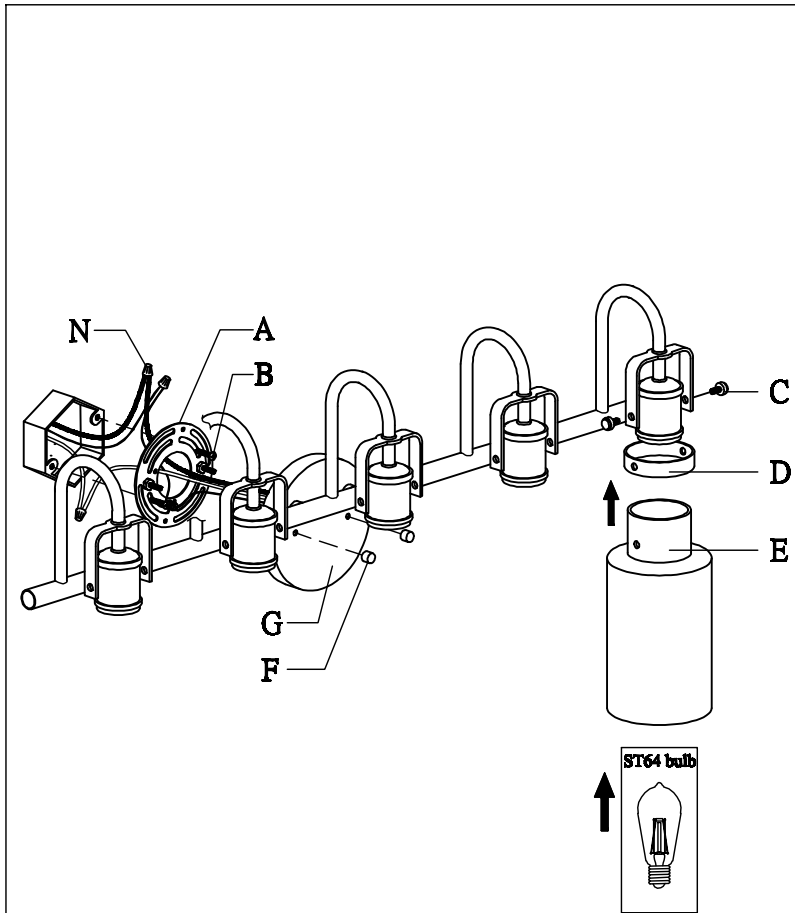


Bulb(not included): 5-60 Watt Medium Base Bulb

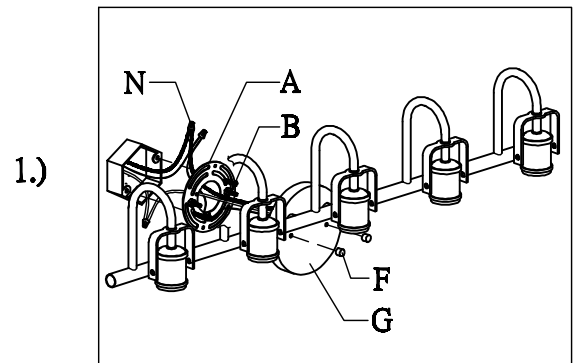
IMPORTANT: Turn off the power at the main fuse or circuit breaker box before starting installation



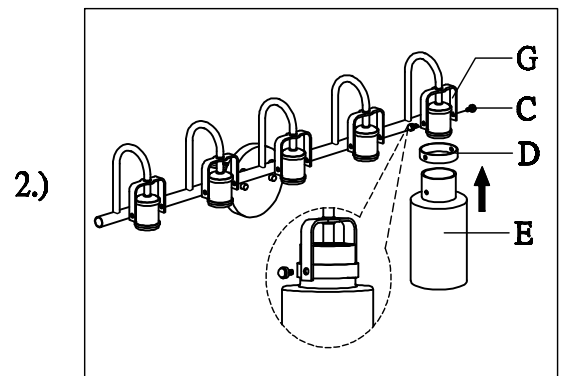
Locate all hardware & components before discarding packaging



Remark: The ST64 bulb can be put into glass one by one



1.) **Step.1:** Remove mounting bracket (A) from fixture and install to electrical box. Then wire fixture to wires in outlet box. Copper wire is for Ground. Attach backplate(G) to mounting bracket(A) and screws (A1), then tighten by finial(F), so fixture meets wall



2.) **Step.2:** Attach metal ring (D) and glass (E) to yoke and secure using set screws(C).

Cleaning & Care:

Clean with soft cloth and a mild detergent.
Do not use abrasive cleaner.