

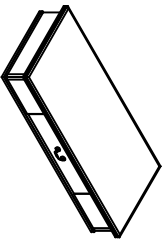
ASSEMBLY INSTRUCTIONS
 4456403/4456288/4456295
 DESK

DIMENSIONS
 W30" x D 20" x 30-1/2"H

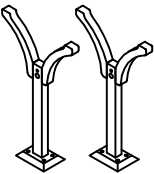
DO NOT FULLY TIGHTEN BOLTS AND NUTS UNTIL THE ENTIRE ITEM IS COMPLETELY ASSEMBLED

PART LIST

(A) Desk top (1pc)



(B) Desk leg (2pcs)



(C) Stretcher (1pc)



HARDWARE LIST

Long Bolt



(1) $\varnothing 1/4"$ x 60mm
(2pcs)

Short Bolt



(2) $\varnothing 1/4"$ x 40mm
(3pcs)

Flat Washer



(3) $\varnothing 5/16"$ 19mm
(8pcs)

Spring Washer



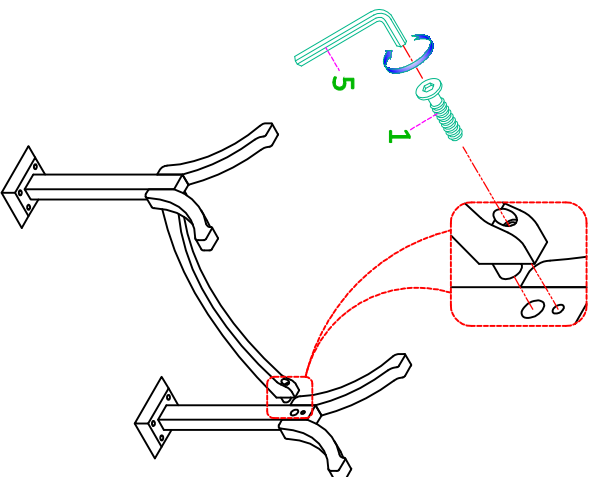
(4) $\varnothing 5/16"$ x 13mm
(3pcs)

Allen Key

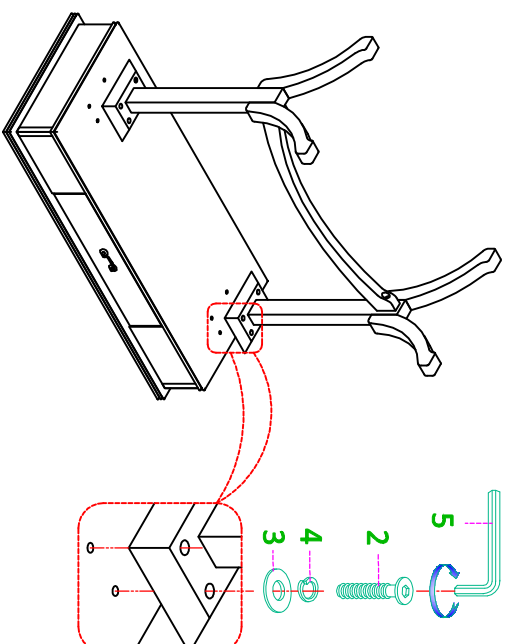


(5) 4mm (1pc)

STEP 1



STEP 2



COMPLETE

