



KRISTALL 8

120V PENDANTS

location:
DAMP

SPECIFICATIONS:

DESCRIPTION

Cord-hung, cable-hung or stem-mount pendant with handcrafted glass diffuser.

LAMPING

Standard: 60W A19 120V incandescent, suitable for dimming, not included.

GU24 CFL: Self-ballasted GU24 lampholders. 18W max, 120V, lamp not included.

LED: 10W GU24 LED Lamp 120V, dimmable, included.

DIFFUSER

Shade shall be handcrafted glass of various decors. 7.875" Dia. x 7.4" H

SUSPENSION

Cord-hung: 10' SVT-type cord, complete with 5" decorative sleeve at the socketholder. Jacket coordinates with metal finish. Available on 1, 3 or 6 light canopies, shown on next page. Plated stamped steel construction. Bronze or Satin Nickel.

Cable-hung: 1x 10' aircraft-quality stainless steel cable support with 10' AWM-type cord. Jacket coordinates with metal finish. 5" Dia. dome canopy is plated stamped steel. Bronze or Satin Nickel.

Stem-mount: 4 connectable stem sections (3", 6", 12" and 18" lengths), 10' max. 5" Dia. canopy (with swivel) and stem sections are plated steel. Bronze or Satin Nickel.

MOUNTING

Installs directly to a 4" octagonal ceiling box. Suitable for sloped ceilings.

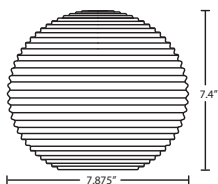
LABELS

UL or ETL Listed. Suitable for Damp Locations (interior use only).

Consult factory concerning lower wattage labeling for energy requirements.



KRISTALL 8 SHOWN IN AMBER (461582) WITH BRONZE FINISH & CLEAR (461500)



4615GL
GLITTER

461502
SMOKE



For ordering information, see next page

All dimensions provided are nominal.
Allowance must be made for dimensional tolerance in handcrafted glasses.

REV 10/14



KRISTALL 8

120V PENDANTS

ORDERING:

CONNECTION	GLASS OPTIONS	LAMP OPTIONS	METAL FINISH	OPTIONS
Cord Fixture	461600 8" Clear	(blank) 60W A19	BR Bronze	L 15' cord
1JC 1 Lt. Dome	461602 8" Smoke	GU24 18W GU24 120V	SN Satin Nickel	LW Low wattage
1JT 1 Lt. Flat	461682 8" Amber	LED 10W LED 120V, dimmable		labeling
	46166L 8" Glitter			
Cable Fixture				
1KX 1 Lt. Dome				
Stem Fixture				
1TT 1 Lt. Flat				

Ex. **1JT-461602-SN**
Kristall 8 Pendant w/ Smoke Glass,
Satin Nickel Finish

LED 120V PENDANTS:

- Internal driver integrated in the lamp, GU24 base
- Total power of only 10 watts
- Dimmable with a standard dimmer
- Rated life: 30,000 hours
- Frosted acrylic diffuser
- 800 lumens
- CCT: 2800° Kelvin
- CRI: 80+

ACCESSORIES:

ADDITIONAL STEM SECTIONS:

Additional connecting stems are available to increase overall length, up to 10' max. Telescoping adjustable section allows up to 3" movement.

- T20A-SN** or **T20A-BR** Adj. Section
- T203-SN** or **T203-BR** 3" Section
- T206-SN** or **T206-BR** 6" Section
- T212-SN** or **T212-BR** 12" Section
- T218-SN** or **T218-BR** 18" Section

LONGER CORD LENGTHS:

Longer cord length of 15' available. Add an "L" to the end of the item number, i.e. 1JC-169707-SNL.

CORD SLEEVES:

If concealing the cord is desired, order our 0.25" dia. metal sleeves. Each sleeve is 18" long and may be field cut.

- T118-SN** Satin Nickel
- T118-BR** Bronze

STEMHOOKS:

Suspension hooks allow cord drops to be placed wherever desired. Suitable for sloped ceilings.

- T103BR** Bronze
- T103SN** Satin Nickel

HOW TO ORDER A MULTILIGHT FIXTURE

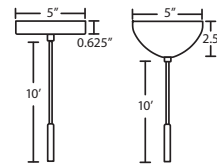
To order, simply place the 3 character multilight code (shown to the right) as the cord fixture option:

Example: **3BC-493007-SN**
3 Light round, Copa Opal glass, Satin Nickel finish

Project Information:

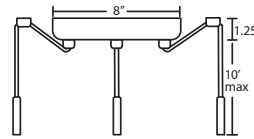
PENDANT OPTIONS:

MONOPOINT PENDANT CANOPY



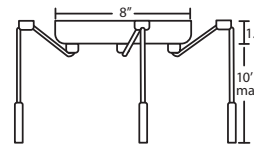
- Flat or Dome Canopy styles. Dome style allows adjustment without cutting cord.
- Suitable for sloped ceilings
- Cord: 10' SVT, 5" sleeve at socketholder (V Series utilizes SJT-type)
- Bronze or Satin Nickel

3BB or 3JB 3 LIGHT LINEAR CANOPY



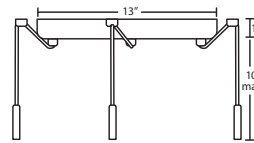
- 2x stemhooks included
- Suitable for sloped ceilings
- Cords: 10' SVT, 5" sleeve at socketholder
- Bronze or Satin Nickel

3BC or 3JC 3 LIGHT ROUND CANOPY



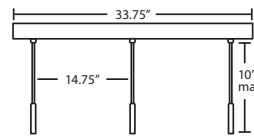
- 3x stemhooks included
- Suitable for sloped ceilings
- Cords: 10' SVT, 5" sleeve at socketholder
- Bronze or Satin Nickel

3BW or 3JW 3 LIGHT LARGE ROUND CANOPY



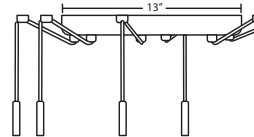
- 3x stemhooks included
- Suitable for sloped ceilings
- Cords: 10' SVT, 5" sleeve at socketholder
- Bronze or Satin Nickel

3BV or 3JV 3 LIGHT BAR CANOPY



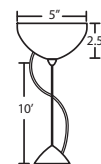
- Some offset installation possible
- Suitable for sloped ceilings
- Cords: 10' SVT, 5" sleeve at socketholder
- Bronze or Satin Nickel

6BC or 6JC 6 LIGHT ROUND CANOPY



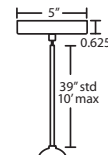
- 6x stemhooks included
- Suitable for sloped ceilings
- Cords: 10' SVT, 5" sleeve
- Bronze or Satin Nickel

CABLE-HUNG PENDANT



- 1x 10' aircraft-quality stainless steel cable
- Suitable for sloped ceilings
- 1x lampholder
- 4-pin CFL options available
- Cord: 10' AWM-type provided
- Bronze or Satin Nickel

STEM PENDANT



- Swivel at canopy, suitable for sloped ceilings
- Includes telescoping section plus 4 connectable stem sections, (1x 3', 1x 6', 1x 12', 1x 18"), 10' max
- Bronze or Satin Nickel