

# CRYSTORAMA

LIGHTING THE WAY FOR SIXTY YEARS




Crystorama.com

## ASSEMBLY INSTRUCTION MODEL #5024-VB-GT-MWP

### WARNING:

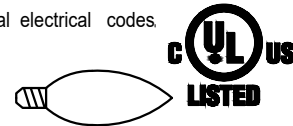


Electrical Danger



Turn Power Off

All electrical components must be installed by a licensed electrician in accordance with the National Electric Code and the appropriate local electrical codes.




You will need 4- Candelabra Base Bulb  
40 Watts recommended 60 Watts Max.  
USE LED BULBS FOR EXTENDED USE

The fixture is Damp rated

### HOW TO INSTALL:

Place the fixture parts on a soft cloth-covered platform before installation of fixture.

1. Attach the Center column kit to the fixture body kit using the coupling and finial.
2. Attach the mounting plate onto the outlet box.
3. Decide the desired hanging height and adjust the chain to the correct length.
4. Raise the fixture up and do the wire connection. Attach the canopy over the mounting plate and secure with loop.
5. Put the metal candle sleeve onto the socket.
6. Dress the crystals as illustrated.



### Crystal Sets

A. 24Sets. (1)14mm+(1)AS9-1.5"

**WARNING:** This product can expose you to Lead, which is known to the State of California to cause cancer and/or birth defects or reproductive harm. For more information go to [www.p65warnings.ca.gov](http://www.p65warnings.ca.gov)

# CRYSTORAMA



LIGHTING THE WAY FOR SIXTY YEARS

## ASSEMBLY INSTRUCTION MODEL #5024-VB-GT-MWP

### Part Number

#### Part Numbers

- A. (1)-Mounting hardware  
Wire connector x2.  
Mounting plate x1.  
Lock washer x1.  
Hex nut x3.  
Threaded nipple x1.  
Screw x4.
- B. (1)-Canopy ; Ø5" ; 10.3mm center hole.  
XSN5024VBCAN5IN
- C. (1)-Loop; XSN5024VBTLOOP
- D. (2)-Ball nut
- E. (1)-Chain(3mmx72"); XSN5024VBCHA3MM
- F. (1)-Fixture loop; XSN5024VBBLOOP
- G. (1)-Center column kit; XSN5021VBBOB3.375IN  
Threaded nipple ; H8 1/4"  
Top bobeche ; Ø3 1/8" ; 4pin ;10.3mm center hole  
XSN5021VBBOB3.3V  
Metal part ; H1.5"  
Column vase ; H5 7/8"
- H. (1)-Fixture body kit  
Coupling.  
Distributor box cover x2 ; Ø3"  
Distributor box ; Ø3" ; 10.3mm center hole.  
3.5"Arm x4.  
Bobeche x4 ; Ø3 1/8" ; 4pin, 10.3mm center hole.  
XSN5021VBBOB3.375IN
- I. (4)-Metal candle sleeve ; H3 1/4"  
XSN5021VBCDL3.25IN
- J.(4)-White PVC candle sleeve  
XSN5021WHCDL3.25IN
- K.(1)-Finial; XSN5024VBFIN

